



Safety flows  
through

*me*

# BD's CAUTI Reduction Portfolio





# CAUTI reduction portfolio

At BD, just like you, we believe there should be no compromises when it comes to health.

# Infection Prevention

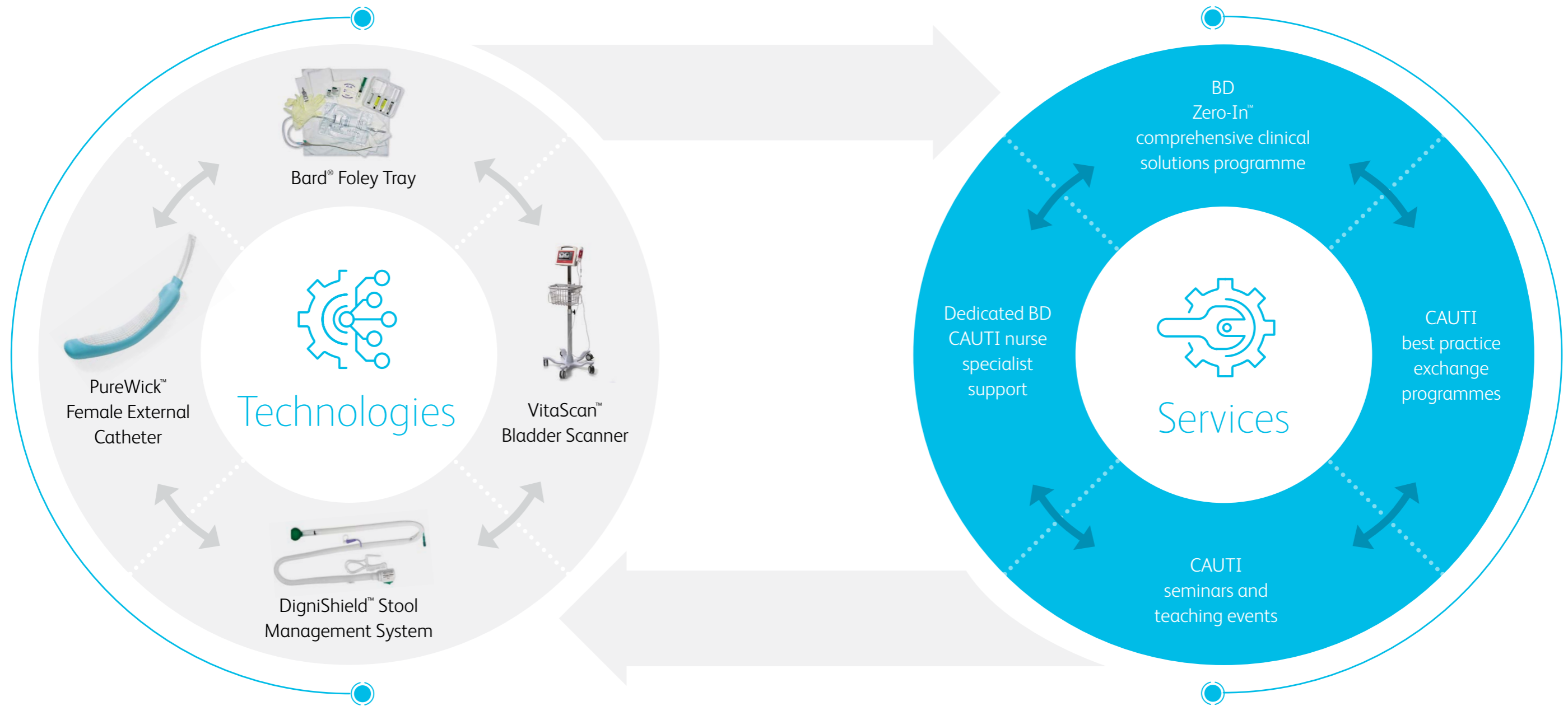
Enhancing compliance to guidelines, promoting standardisation, offering safer alternatives, resulting in reduced risk of infections and complications associated with catheterisation and improved efficiency in urine output management.



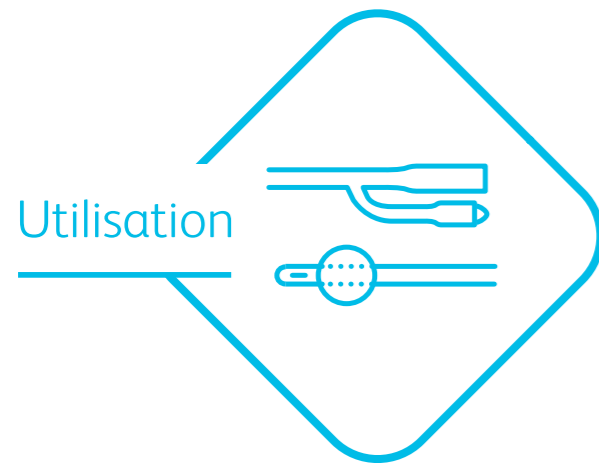
Addressing lack of awareness, suboptimal compliance to guidelines and variation in practice.

Tackling failure to use appropriate infection prevention measures/techniques.


Challenging improper catheter utilisation, insertion, maintenance and duration.




# Zero-In™



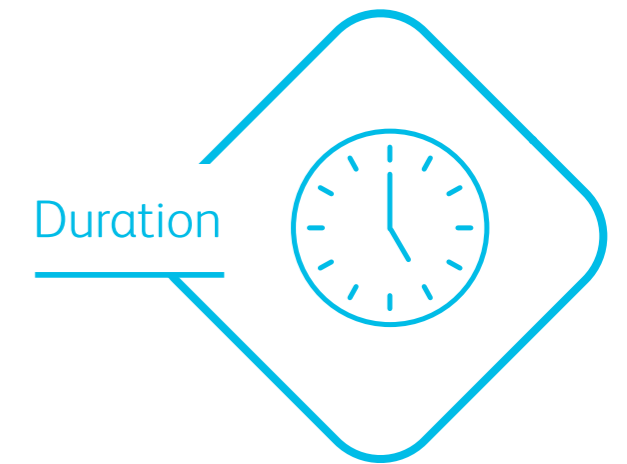
Utilisation



Insertion



Maintenance



Duration

- “Uncontrolled variation is the enemy of quality.”<sup>1</sup>
- Widespread variations in clinical practice that cannot be explained by differences in medical condition or patient preference are routinely observed across multiple specialties and clinical settings.<sup>1</sup>
- Unexplained variation in health care negatively impacts clinical outcomes, increases the cost of care, and diminishes value for patients.<sup>1</sup>
- Interventions that reduce unintended departures from ‘best practice’ will result in greater consistency in quality and help us to deliver on the promise of safe and effective care.<sup>1</sup>

- One of the ways to reduce variation is to anticipate it and then prevent it by designing processes, products and management practices to be insensitive to uncontrollable variation.
- A **Zero-In™** assessment is designed to help to define, measure and analyse clinical practices and, based on these results, partner with institutions to develop appropriate plans.
  - Assists institutions to assess, improve and maintain Foley catheter practices.
  - Assesses practice vs your local best practice guidelines.

## Zero-In™ Assessment timeline

Program  
kick-off

Following a baseline assessment BD conducts a SureStep™ best practice product training program.

Days  
01–60

Hospital champions conduct Foley catheter insertion competency.

Days  
61–90

Hospital champions conduct unit-based maintenance assessment and training.

Days  
91–120



BD CAUTI specialists conduct a checkpoint assessment and review results with your hospital's champions and leadership teams.

Days  
120+

Plan next steps and conduct targeted training based on identified gaps in practice.

1. <https://leanforward.hms.harvard.edu/2018/11/29/the-science-of-health-care-improvement-overcoming-unintended-variation/>

# Bard® Foley Catheter Trays



- Bard® Foley Catheter Trays Facilitate:
- Hospital focus on proper catheter insertion and maintenance techniques.
  - Challenging where foley catheter management practices vary from nurse to nurse potentially resulting in additional infection risks.
  - Assisting care delivery in line with other best practice guidelines.

## Evidence

ANTT®.ASAP evaluation program - Bard® Foley Tray.<sup>2</sup>



- The 'all in one place' pack provides that all the necessary equipment is available to the HCP together at the same time. This functionality helps control practice variability.

- The pre-connected urinary catheter and catheter drainage bag ensures a non-touch technique, reduces the number of practice steps and effectively controls practice variability.
- The order in which the pack contents are stacked is logical and user-friendly.
- A medical device that promotes safe and effective technique, according to ANTT principles and practice, by design.

- The particular constituents of the tray are based on evidence based guidelines.
- Disconnection occurs in up to 11% of cases where a catheter is being manipulated.
- Study measured symptomatic, microbiologically confirmed UTIs and demonstrated a 41% reduction in CAUTI from preconnection.
- "Using this preconnected catheter system can result in a large decrease in infections."

## Evidence

Use of a preconnect system to reduce the risks associated with urinary catheters.<sup>3,4</sup> *Madeo*

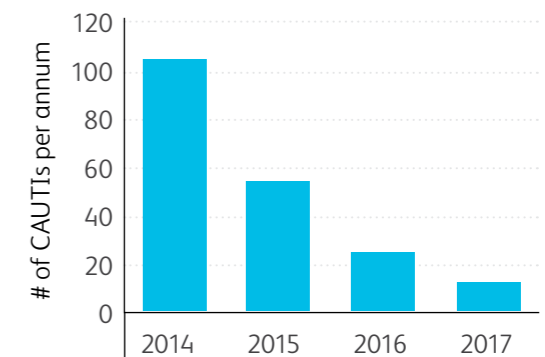
- Can remain in place up to 14 days.
- Fixation – "any movement induced trauma and inflammation can predispose the patient to infection."

## Evidence

Reducing catheter associated urinary tract infections<sup>5</sup> *Cartwright*

- 80% reduction in CAUTIs post tray implementation.
- £160k cost avoidance of treating CAUTIs and efficiency savings.
- "The trust has reduced its CAUTI rate considerably alongside a reduction in healthcare expenditure."

## Change in CAUTI incidence over time



## CAUTI rates across the Trust between 2014 and 2016

Year	Jan	Feb	Mar	Apr	May	Jun	Jul	Aug	Sep	Oct	Nov	Dec	Total
2014	10	12	5	11	8	8	8	8	9	9	7	10	102
2015	8	8	2	7	4	1	5	3	5	4	6	1	54
2016	4	1	2	4	1	3	2	1	1	1	0	1	21
2017	2	0	2	4	2	3							13

2. Product Evaluation Programme. The Association for Safe Aceptic Practice (ASAP). [www.asap.org.uk](http://www.asap.org.uk), October 2019  
 3. NS485 Madeo M, Roodhouse AJ (2009) Reducing the risks associated with urinary catheters. *Nursing Standard*. 23, 29, 47-55. Date of acceptance: February 11, 2009.  
 4. Madeo et al Vol. 10 No. 2 March 2009 *Journal of Infection Prevention* 10, 76  
 5. Cartwright, *Br J Nursing*, 2018, Vol27, No.1

# PureWick™ Female External Catheter

- Simple, non-invasive urine output management in female patients.
- Uses low pressure wall suction to wick urine away from the patient.
- Delivers a non-invasive alternative to urinary catheterisation to avoid unnecessary catheterisation and provides an option for early catheter removal.



The PureWick™ female external catheter is designed to help reduce indwelling urinary catheter days



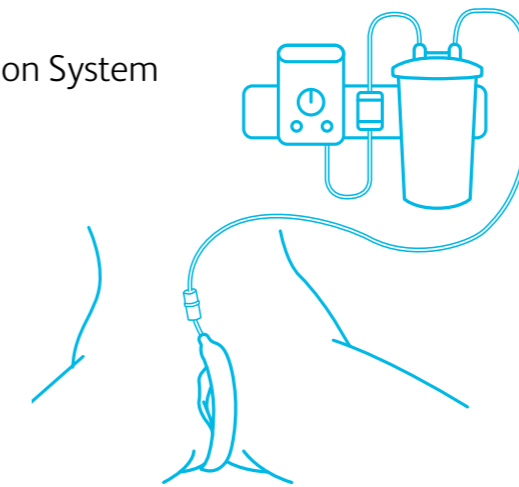
The PureWick™ female external catheter is designed to help protect skin by wicking away urine




The PureWick™ female external catheter, when used with wall suction and applied properly, is designed to measure approximate urine output without an indwelling catheter

## How it works

PureWick™ Urine Collection System



## CAUTI risk factor: female gender



## Why are external catheters only for men?

	Foley catheter	Urethral catheter and bladder scan	External catheter	Urinal	Absorbent Pads	Diapers
Male	✓	✓	✓	✓	✓	✓
Female	✓	✓	?	✓	✓	✓

- Current users report that little if any urine escapes the device.
- 17 patient, healthy volunteer study, minimum 2 voids each, 42 voiding episodes in total.
- c. 50% normal bodyweight and 50% overweight or obese.
- Volume in suction cannister and the absorbant pad.
- 83% supine, balance on either side or seated.
- Mean capture rate was 96.8%, median was 100%.

## Evidence

The Evidence Effectiveness and Function of a Female External Catheter.<sup>6</sup>  
*Ritter*

- Excluding 3 incorrectly assembled devices the mean voiding rate was 99.3% and the median was 100%.
- No adverse events reported.

6. Effectiveness and functionality of a female external catheter trial (EFFECT), Jaime Ritter, 2017. Data on file.

# VitaScan™ PD+ Bladder Scanner

## Bladder Ultrasound Scanning

- Non-invasive, safe to use and nurse led.
- Easily assess pre and post void residual urine non-invasively.
- High resolution images and results are displayed almost immediately.

## Evidence

The effectiveness of ultrasound bladder scanning in reducing UTIs.<sup>7</sup>  
*Palese*

- The literature indicates that the use of bladder ultrasound reduced the risk of CAUTI by some 73% with respect to intermittent bladder catheterisation.
- Avoid excessive relaxation of the bladder and reduce patient discomfort, costs and days of hospitalisation associated with CAUTI.

- Bladder scanners improve the quality and safety of patient care and reduce costs.
- The set up and running costs of a scanner can be met within 6 to 24 months, depending on usage
- The avoided spend associated with the cost of bladder catheterisation and UTI has been estimated to be in the region of £1,226,822 per year. This does not include the cost of bacteraemia attributed to UTI's

## Evidence

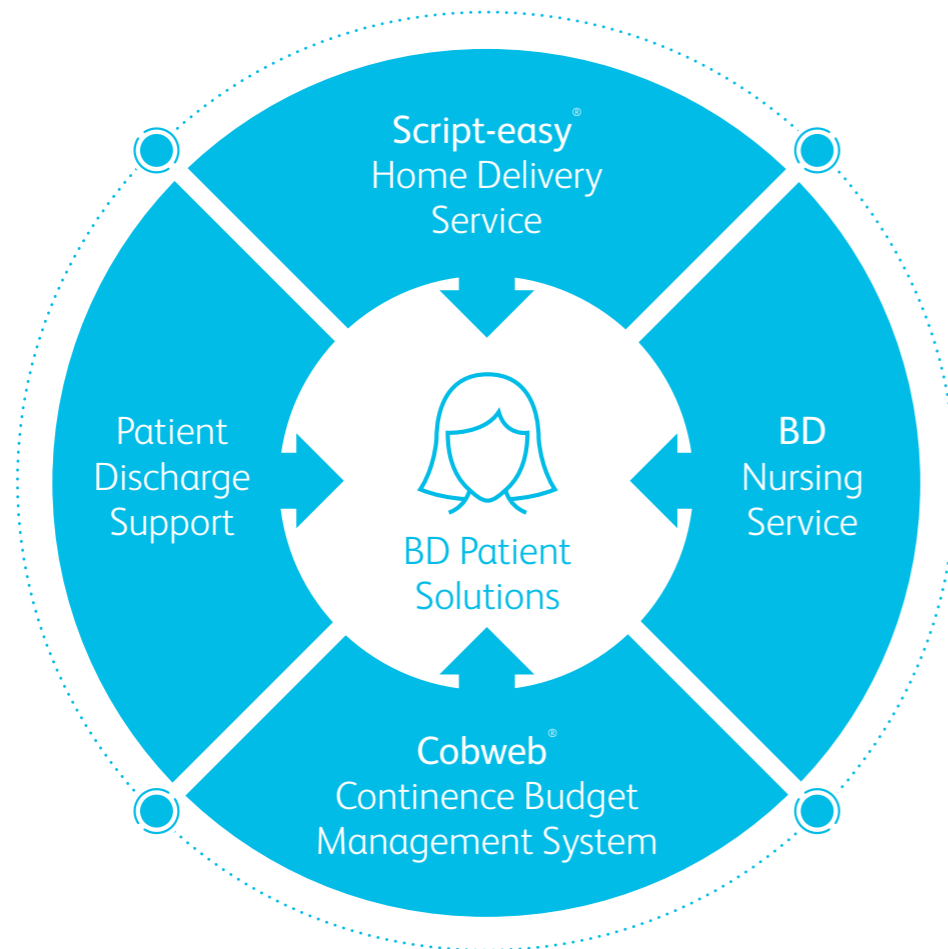
Optimising the use of bladder ultrasound scanners to improve the quality and safety of patient care and reduce costs.<sup>8</sup>  
*Prieto*



7. *Journal of Clinical Nursing* 19, 2970-2979 - The effectiveness of ultrasound bladder scanning in reducing UTIs - A Meta Analysis - Jan 2010, Palese  
8. *Optimising the use of bladder ultrasound scanners to improve the quality and safety of patient care and reduce costs. An economic assessment to establish the best, most cost-efficient way to manage the provision and use of bladder ultrasound scanners in a hospital NHS trust.* Dr Jacqui Prieto, March 2016

# Continuity of Care

## BD Complete Patient Solutions



### Patient Discharge Support

- Supporting patient discharge to minimise complications and unplanned readmissions
- Driving reliability in product supply throughout the patient journey
- Hospital to home starter packs ensure consistent supply.
- Bespoke catheter passport development to ensure catheter users receive an enhanced standard of care.
- Improving communication between hospital, community and catheter user.

### Script-easy® Home Delivery Service

- Specialist Product and Service Support.
- Free of charge delivery service.
  - Dispenses continence and stoma products on receipt of a prescription
  - Conveniently and discreetly delivered directly to your patient's door

Dedicated Customer Care Team available Monday To Friday from 8.30am to 6.30pm. Contact us in the following ways:

- Freephone Healthcare Professionals: **0800 470 1930**
- Freephone Patients: **0800 0121 699**
- Email: [script-easy@bd.com](mailto:script-easy@bd.com)
- Website: [www.scripteasy.co.uk](http://www.scripteasy.co.uk)

- A team of fully qualified, specialist nurses, providing support for continence management.
- Accepting referrals from NHS professionals to support patients.
- Services include the tuition of Intermittent Self Catheterisation (ISC) and the assessment and fitting of urinary sheaths.
- Nurses are qualified and competent to carry out bladder scanning and patient assessment.

### BD Nursing Service

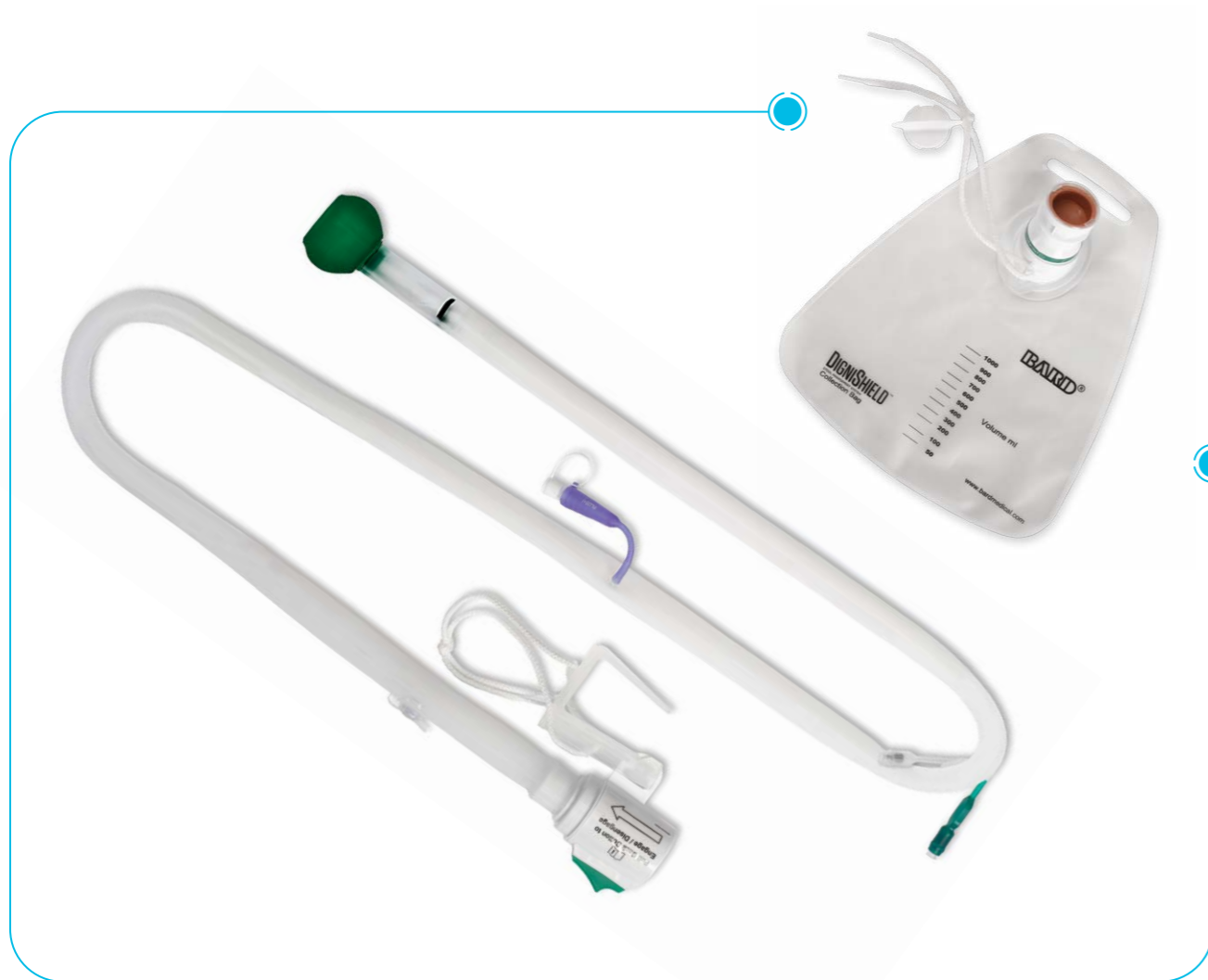
Dedicated Nurse Advice Line to support healthcare professionals and patients

- Freephone Healthcare Professionals: **0800 470 1930**
- Nurse Advice Line: **0808 168 4048**
- Website: [www.bardcare.uk](http://www.bardcare.uk)

### Cobweb® Contingence Budget Management System

- Delivers the best patient care whilst closely controlling your continence and stoma budget.
  - Helps support formulary compliance and manage appliance use reviews.
  - Active across 17 CCGs.
- Contact us in the following ways:
- Phone: **01293 529 555**
  - Email: [cobweb.customercare@crbard.com](mailto:cobweb.customercare@crbard.com)
  - Website: [www.bardcare.uk](http://www.bardcare.uk)

# DigniShield™ Stool Management System

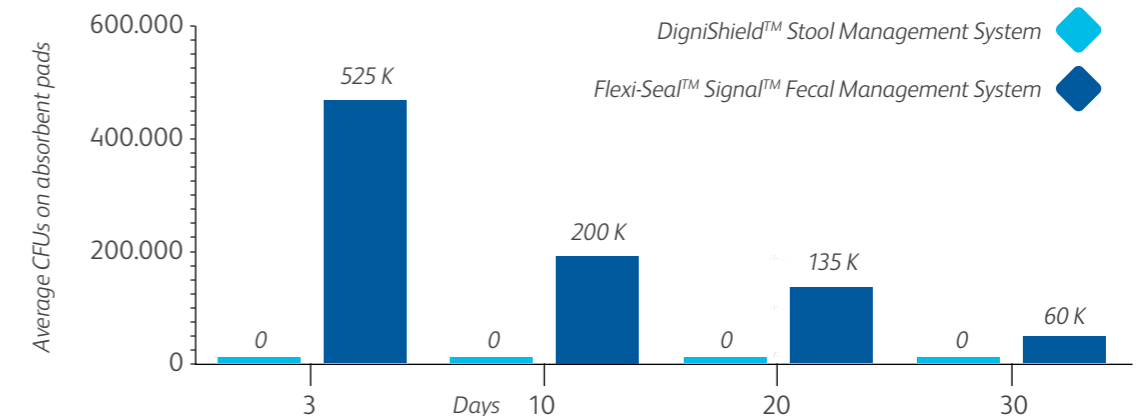


Odour control  
Hydrogen Sulfide detected over 8hrs

**69%**  
less resting pressure than other commercially available SMS devices

**76%**  
less permeable to odour causing compounds

Mimimising exposure to contamination<sup>10</sup>  
Average contamination of absorbant pads under collection bags



## Low pressure anatomical cuff design

In-Vivo resting cuff pressure vs. fill volume

- In simulated bench tests the DigniShield™ SMS offers an average of 69% less resting pressure than other commercially available fecal management devices.



- No contamination occurred on or under the collection bag during testing of the DigniShield™ SMS system, which suggests significant reduction of contamination risk, thus protecting patients, healthcare providers, and facilities

## Evidence

Minimising exposure to contamination during indwelling fecal drainage system bag changes through closed-system design.<sup>9</sup> Woodell

9. Preclinical data on file  
10. Preclinical data: F Gray et al, J Wound Ostomy Continence Nurs. 2014;41(5) 460 - 465



## Ordering Information

Foley Catheters	Product description	Product code (Standard length)
<b>Biocath™ Hydrogel Coated Foley Catheter</b>	Preconnected to 500mL leg bag	TR22645M (12–16)
	Preconnected to 2 litre bed bag	TR22642L (12–16)
	Preconnected to Urinometer	TR2264UM (12–16)
<b>Lubri-Sil™ Hydrogel Coated All Silicone Foley Catheter</b>	Preconnected to 500mL leg bag	TR17585M (12–16)
	Preconnected to 2 litre bed bag	TR17582L (12–16)
	Preconnected to Urinometer™	TR1758UM (12–16)
<b>Bardia™ PTFE Coated Latex Foley Catheter</b>	Preconnected to 500mL leg bag	TR12455M (12–16)
	Preconnected to 2 litre bed bag	TR12452L (12–16)
	Preconnected to Urinometer	TR1245UM (12–16)

VitaScan™	Pack size	Product code
<b>VitaScan™ PD Real-Time Bladder Scanner with Probe and Carrycase</b>	1	100570CP
<b>VitaScan™ PD+ Real-Time Bladder Scanner with Probe (No Carrycase)</b>	1	100580CP
<b>VitaScan™ LT Real-Time Bladder Scanner with Probe and Carrycase</b>	1	100535CL
<b>VitaScan™ PD Real-Time Bladder Scanner with Probe and Trolley</b>	1	100570MP
<b>VitaScan™ PD+ Real-Time Bladder Scanner with Probe and Trolley</b>	1	100580MP
<b>VitaScan™ LT Real-Time Bladder Scanner with Probe and Trolley</b>	1	100535ML

Purewick™ Urine Collection System	Pack size	Product code
<b>PureWick™ Female External Catheter</b>	30 per case	PWF030

Dignishield™	Pack size	Product code
<b>DigniShield™ Stool Management System</b>	2 per case	SMS002E
<b>DigniShield™ Stool Management System Collection Bags</b>	10 per case	SMS2B1LE

**BD Switzerland Sarl**  
Terre Bonne Park – A4, Route De Crassier, 17, 1262 Eysins, Vaud, Switzerland  
T: +41 21 556 3000

**CE**  
**2797**

**bd.com**



Bard is now a wholly-owned subsidiary of BD (Becton, Dickinson and Company). © 2021 BD and its subsidiaries.  
© 2021 BD. BD and the BD Logo and all other trademarks are the property of Becton, Dickinson and Company. M-0221/6060 BD-24979